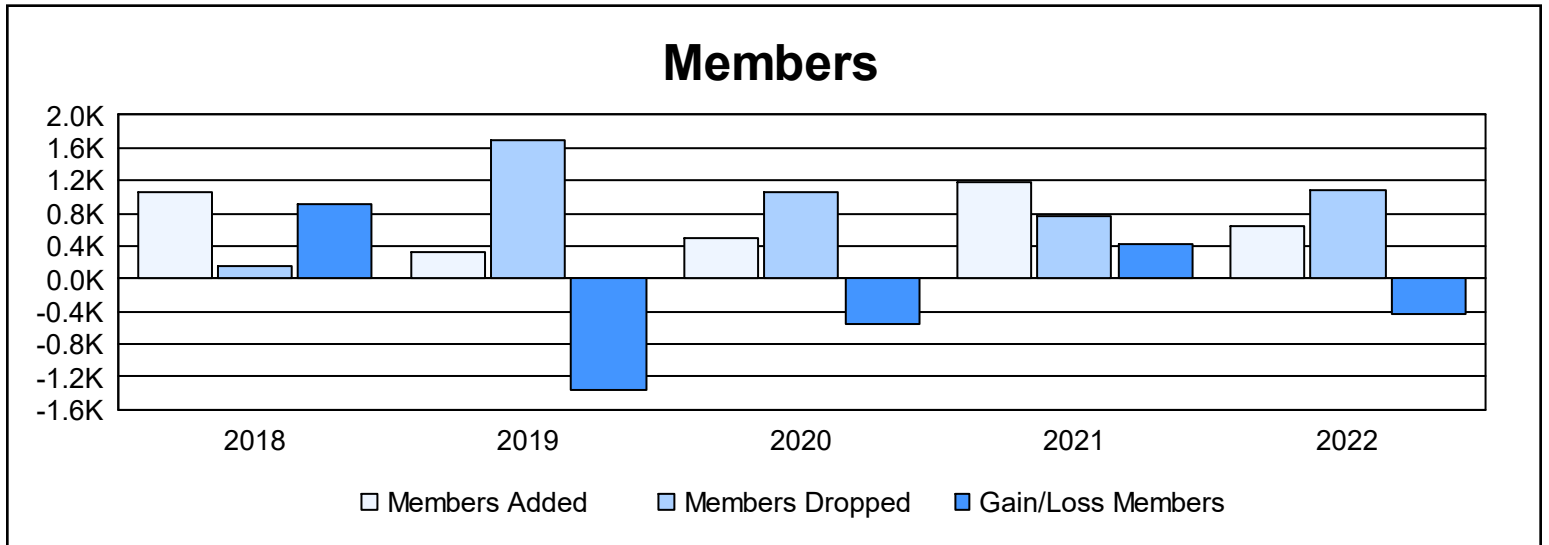
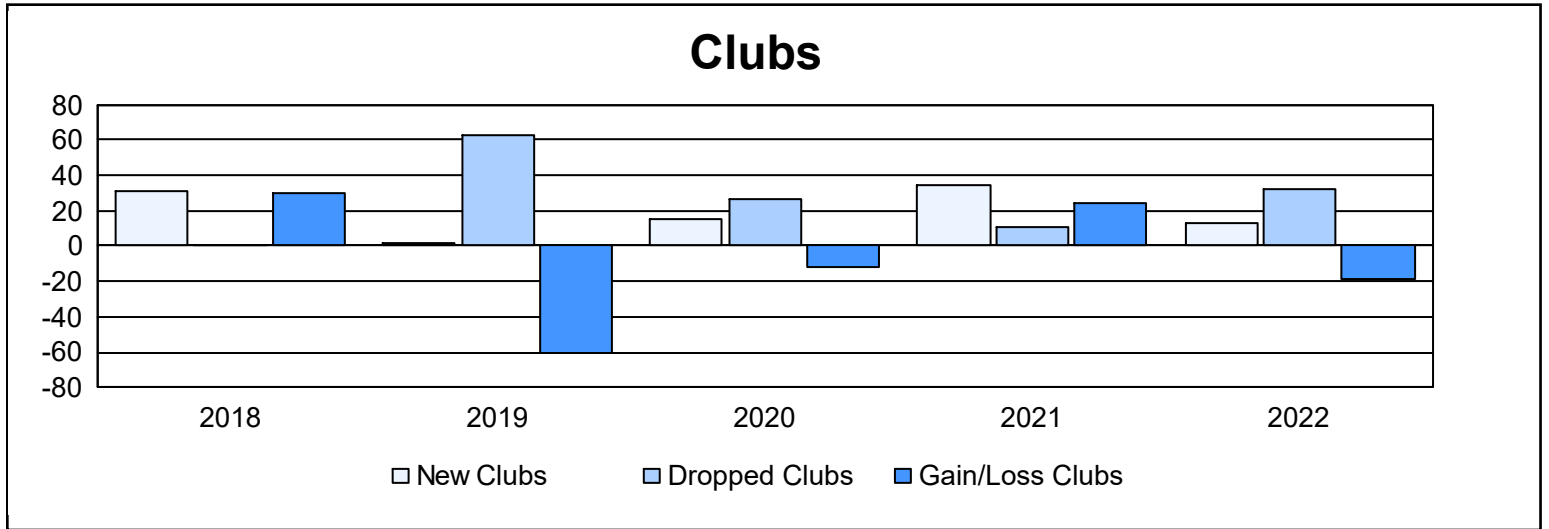
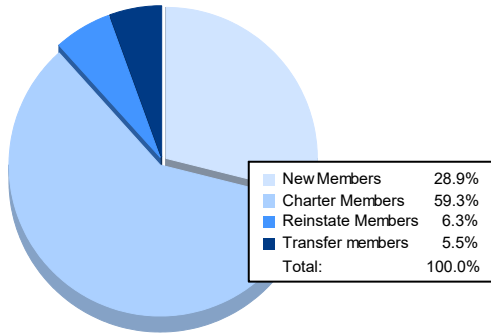


Year	New Clubs	Dropped Clubs	Gain/ Loss Clubs	New Members	Charter Members	Reinstate Members	Transfer Members	Total Member Added	Total Members Dropped	Gain/ Loss Members
2017-2018	31	1	30	380	642	20	5	1,047	145	902
2018-2019	2	63	-61	225	77	24	0	326	1,683	-1,357
2019-2020	15	27	-12	160	326	10	7	503	1,053	-550
2020-2021	35	11	24	239	822	106	15	1,182	769	413
2021-2022	13	32	-19	184	378	40	35	637	1,078	-441
<b>Average</b>	<b>19</b>	<b>27</b>	<b>-8</b>	<b>238</b>	<b>449</b>	<b>40</b>	<b>12</b>	<b>739</b>	<b>946</b>	<b>-207</b>



### Membership Composition June 2022 Cumulative



### Gender Composition June 2022 Cumulative

